


Montage Topakku P- und C-Modelle


Installation Topakku P and C models




Ansicht von oben
View from above



Mitgelieferte Haltebleche (4 Stk.)
Supplied retaining plates (4 pcs.)




Das Halteblech mit Z-Form wie oben abgebildet einlegen.
Insert the retaining plate with Z-shape as shown above.




Nun die zwei langen Steinplatten wie abgebildet positionieren.
Now position the two long stone plates as shown.


Montage Topakku P- und C-Modelle *Installation Topakku P and C models*



Nun die kurzen Steinplatten auf das Blech stellen.
Now position the short stone plates on the retaining plate.



Das Halteblech mit U-Form wie oben abgebildet über die Steinplatten stecken.
Insert the retaining plate with U-shape over the stone plates as shown above.



Schritt 1-6 für die andere Seite wiederholen.
Repeat step 1-6 for the other side.