PLATTFORM

SCHUBLADEN

MONTAGEANLEITUNG

Automatisch schließende Schublade für Deinen G32/G16/S16 und weitere Schrankmodule
Our Drawer for G32/G16/S16 and other storage modules comes with automatic closing

WILLKOMMEN IN DER FAMILIE

UNSERE SCHUBLADEN

Herzlichen Glückwunsch zum Kauf der Schubladen und vielen Dank, dass Du ein Teil der Grill-Revolution wirst. Mit ihren Soft-Close-Scharnieren ist diese Edelstahlausführung die perfekte Option, um Stauplatz für Dein Zubehör in Deiner Outdoorküche zu schaffen. Die Features wurden mit der Hilfe der größten Community der Welt entwickelt.
Du bist jetzt ein Teil dieser Gemeinschaft. Danke, dass Du Dich dieser großen Familie angeschlossen hast.

Otto, Alex, Julia und Nils

OUR DRAWERS

Congratulations on your drawer purchase and thank you for becoming a part of the grill revolution. With their soft-close drawer rails and 100% stainless steel construction these drawers offer the ultimate storage solution. They are the perfect option for storing all your Otto Wilde grilling accessories. Many of the features were developed with the help of the greatest community in the world, and now you're a part of this community. Thank you for joining the family.

Your Otto, Alex, Julia and Nils

LIEFERUMFANG

Hier ist eine Zubehörliste, mit Teilen, die exemplarisch zur 16″ Schublade gehören. Check die Lieferung zur Sicherheit kurz durch und verwende die mitgelieferten Schrauben.

Here is a list of accessories that are exemplary for the 16″ drawer. Quickly check that all the parts are there and use the screws supplied.

BENÖTIGTES WERKZEUG

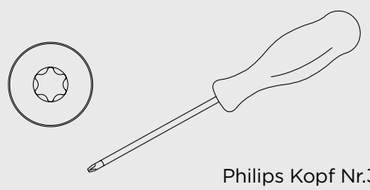

Philips Kopf Nr.3
Philips Head No.3

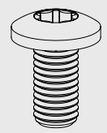

B

17x Schraube M4 X 8
17x Screw M4 X 8

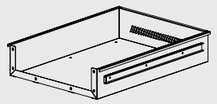

1x Schubladen Korpus 16″
1x Drawer Body 16″

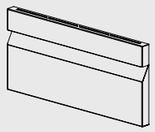

1x Schubladen Front 16″
1x Drawer Front 16″

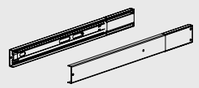

2x Schubladen Schiene
2x Drawer Slide

ANWENDUNGSOPTIONEN

Diese Anleitung gilt exemplarisch für alle Module, die mit Schubladen konfiguriert werden. Hier eine Übersicht über die gängigsten Modulvarianten. Weitere Kombinationen möglich.

These instructions apply as an example to all modules that are configured with drawers. Here is an overview of the most common module variants. Further combinations are possible.

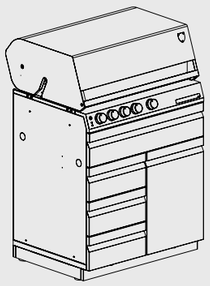

G32
G32

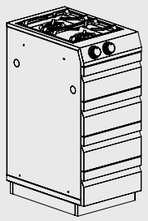

C16
C16

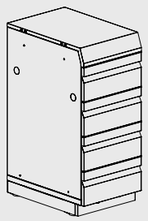

S16
S16

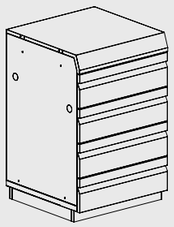

S24
S24

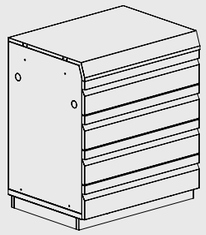

S32
S32

MONTAGE

1

B 6 x

1 x

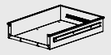

1 x

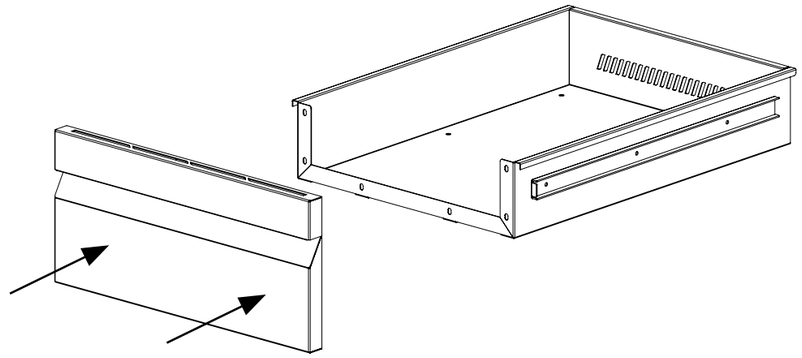

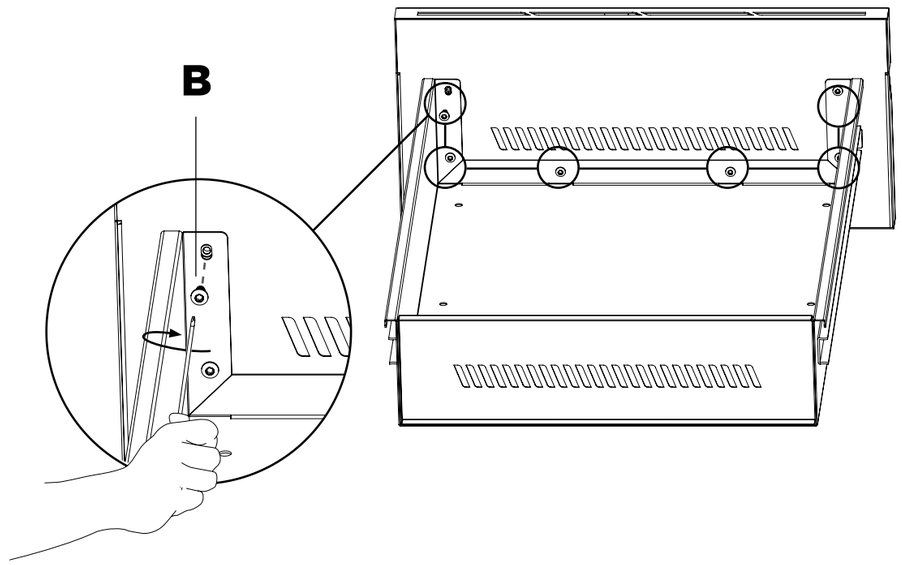

EINBAU

2

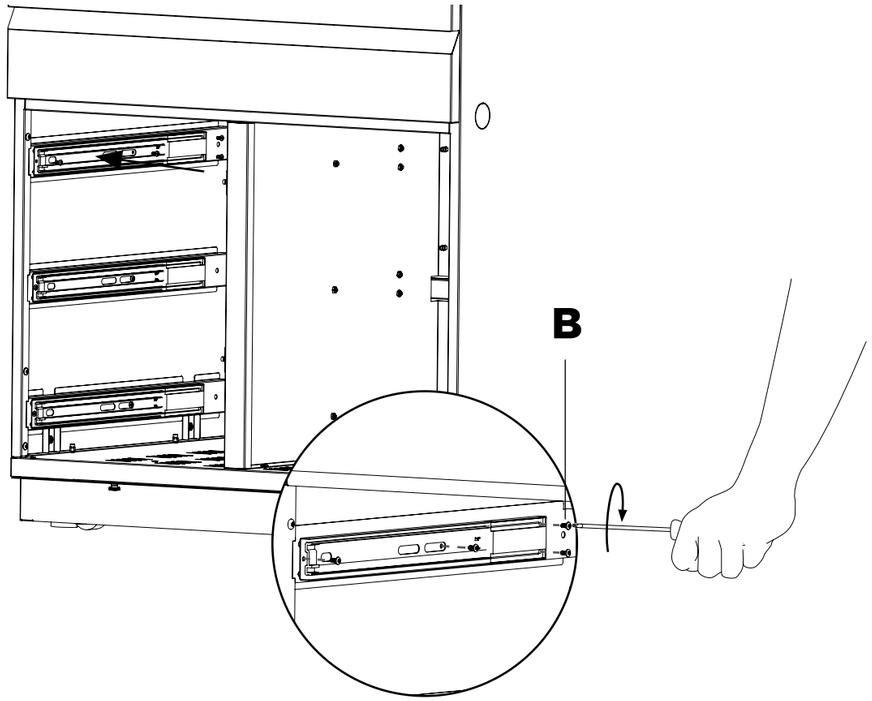

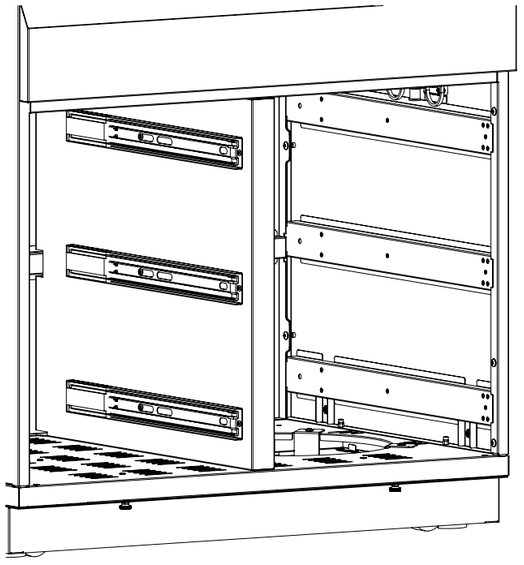

1

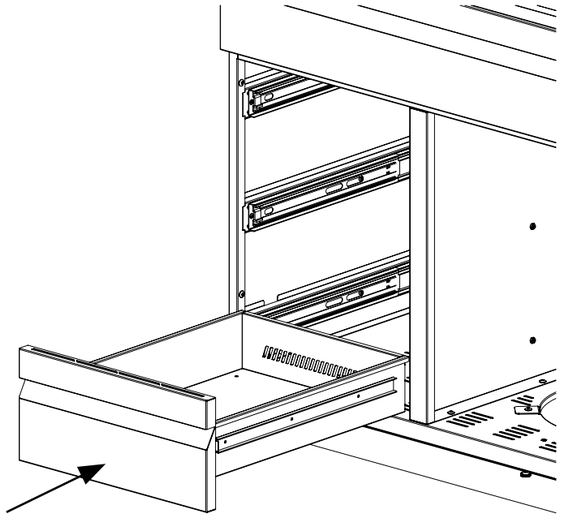

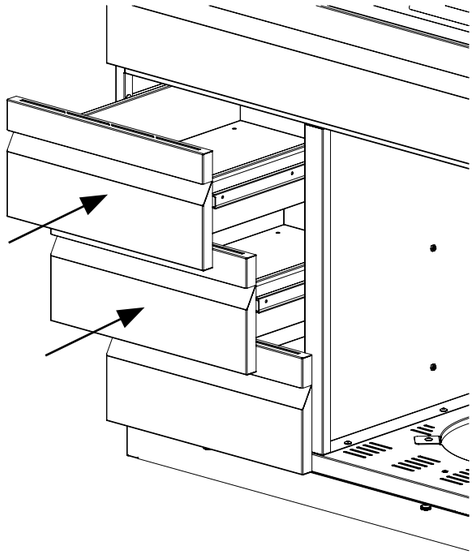

Scanne oder klicke auf den QR-Code, um zu den anderen Aufbauanleitungen der Module unserer Plattform zu gelangen.

Scan or click on the QR code to get to the other assembly instructions of our Platform Modules.

Otto Wilde Grillers GmbH
Benzenbergstr. 44
40219 Düsseldorf

+49 (0) 211 542 130 30
service@ottowilde.de
www.ottowildegrillers.com

Teile Deine Grillerlebnisse mit uns!
Share your grill experience with us!